



NV

Standard couplings with poppet valve. Faster interchangeability (except size 1/2").

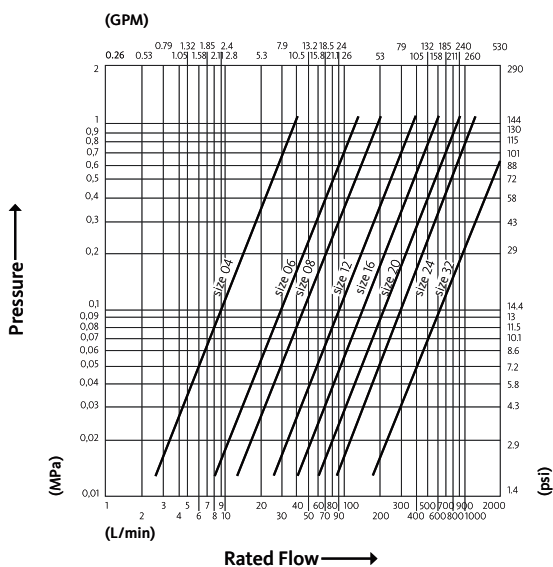
Standard couplings for general purpose applications with poppet valve shut-off system. Faster proprietary profile (1/2" size only is interchangeable according to ISO 7241 part A).



Applications



Pressure Drop



Test performed according to ISO 18869

Technical Specifications

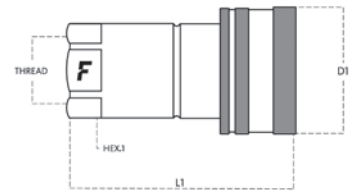
dash	Size mm	inch	Working Pressure (MPa)	Flow Rate (l/min)	Spillage (ml)	Force to Connect (N)	Burst pressure (MPa)		
							Male	Female	Male + Female
04	6.3	1/4"	35	15	0.8	55	140	140	140
06	10	3/8"	30	50	1.3	85	120	120	140
08	12.5	1/2"	30	75	1.8	80	120	130	130
12	20	3/4"	30	150	8	150	120	120	130
16	25	1"	25	220	13	130	110	110	100
20	31.5	1-1/4"	22	340	30	145	90	90	90
24	37.5	1-1/2"	20	450	34	265	80	80	80
32	50	2"	15	1000	100	250	60	60	60

Material	Steel
Seals	NBR; VITON*
Working temperatures	- 25 °C to + 125 °C
Surface treatment	MATE 500 (CrIII)
Series Interchange	FASTER

Valve Type	Poppet
Connection	Sleeve Retraction
Disconnection	Sleeve Retraction
Connection Under Pressure	Not Allowed



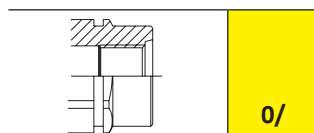
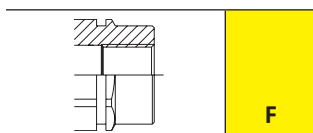
* Working temperatures: - 20 °C to + 200 °C.



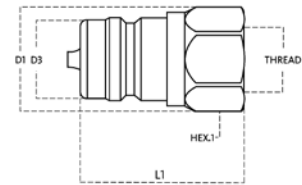
NV

Size		Thread details			FEMALE						
mm	inch	Thread Type	Standard	Thread	Part Number	L (L1 + Thread)		D1		HEX1	
						mm	inch	mm	inch	mm	inch
6.3	1/4"	O/ SAE	ISO 11926-1	9/16"-18 UNF FEMALE ORB	NV 14-38SAE F	52.5	2.07	27	1.06	19	0.75
6.3	1/4"	F NPTF	ANSI B1.20.3	NPTF 1/4" FEMALE	NV 14 NPT F	50	1.97	27	1.06	19	0.75
6.3	1/4"	F BSPP	ISO 1179-1	BSPP 1/4" FEMALE	NV 14 GAS F	50	1.97	27	1.06	19	0.75
10	3/8"	O/ SAE	ISO 11926-1	9/16"-18 UNF FEMALE ORB	NV 38-38SAE F	59.5	2.34	33	1.3	24	0.94
10	3/8"	F NPTF	ANSI B1.20.3	NPTF 3/8" FEMALE	NV 38 NPT F	59.5	2.34	33	1.3	24	0.94
10	3/8"	F BSPP	ISO 1179-1	BSPP 3/8" FEMALE	NV 38 GAS F V	59.5	2.34	33	1.3	24	0.94
10	3/8"	F BSPP	ISO 1179-1	BSPP 3/8" FEMALE	NV 38 GAS F	59.6	2.35	33	1.3	24	0.94
12.5	1/2"	O/ METRIC	ISO 6149-1	M22x1.5 FEMALE ORB	NV0/2215 F	66	2.6	38	1.5	27	1.06
12.5	1/2"	F METRIC	ISO 9974-1	M22x1.5 FEMALE	NV 2215 F	66	2.6	38	1.5	27	1.06
12.5	1/2"	O/ SAE	ISO -11926-1	7/8"-14 UNF FEMALE ORB	NV 12-58SAE F	69.5	2.74	38	1.5	32	1.26
12.5	1/2"	F BSPP	ISO 1179-1	BSPP 1/2" FEMALE	NV 12 GAS F V	66	2.6	38	1.5	27	1.06
12.5	1/2"	F NPTF	ANSI B1.20.3	NPTF 1/2" FEMALE	NV 12 NPT F	66	2.6	38	1.5	27	1.06
12.5	1/2"	F JPT	UNI EN 10226-2	RC 1/2 FEMALE (JPT)	NV 12 JPT F	66	2.6	38	1.5	27	1.06
12.5	1/2"	F BSPP	ISO 1179-1	BSPP 1/2" FEMALE	NV 12 GAS F	66	2.6	38	1.5	27	1.06
12.5	1/2"	F BSPP	ISO 1179-1	BSPP 1/2" FEMALE	NV 12 GAS F7	66	2,6	38	1,5	27	1,1
20	3/4"	F BSPP	ISO 1179-1	BSPP 3/4" FEMALE	NV 34 GAS F V	84	3.31	48	1.89	34	1.34
20	3/4"	F NPTF	ANSI B1.20.3	NPTF 3/4" FEMALE	NV 34 NPT F	83	3.27	48	1.89	34	1.34
20	3/4"	F BSPP	ISO 1179-1	BSPP 3/4" FEMALE	NV 34 GAS F	84	3.31	48	1.89	34	1.34
25	1"	F NPTF	ANSI B1.20.3	NPTF 1" FEMALE	NV 1 NPT F	99.5	3.92	56	2.2	41	1.61
25	1"	F BSPP	ISO 1179-1	BSPP 1" FEMALE	NV 1 GAS F	99.5	3.92	56	2.2	41	1.61
31.5	1-1/4"	F NPTF	ANSI B1.20.3	NPTF 1-1/4" FEMALE	NV114 NPT F	115	4.53	70	2.76	50	1.97
31.5	1-1/4"	F BSPP	ISO 1179-1	BSPP 1-1/4" FEMALE	NV114 GAS F	82.5	3.25	48	1.89	34	1.34
37.5	1-1/2"	F NPTF	ANSI B1.20.3	NPTF 1-1/2" FEMALE	NV112 NPT F	127.5	5.02	84	3.31	60	2.36
37.5	1-1/2"	F BSPP	ISO 1179-1	BSPP 1-1/2" FEMALE	NV112 GAS F	127.5	5.02	84	3.31	60	2.36
50	2"	F BSPP	ISO 1179-1	BSPP 2" FEMALE	NV 2 GAS F	151	5.94	119	4.69	75	2.95

Part number ending in V have seals in FKM and consequently a Working Temperature of - 20°C + 200 °C.
 Part Numbers ending in 7 have Zn-Ni surface treatment for improved resistance against wear and corrosion.



NV



Size		Thread details			MALE									
mm	inch	Thread Type	Standard	Thread	Part Number	L (L1 + Thread)		D1		D3		HEX1		
						mm	inch	mm	inch	mm	inch	mm	inch	
6.3	1/4"	O/ SAE	ISO 11926-1	9/16"-18 UNF FEMALE ORB	NV 14-38SAE M	35.5	1.4	21	0.83	14.1	0.56	19	0.75	
6.3	1/4"	F NPTF	ANSI B1.20.3	NPTF 1/4" FEMALE	NV 14 NPT M	33	1.3	21	0.83	14.1	0.56	19	0.75	
6.3	1/4"	F BSPP	ISO 1179-1	BSPP 1/4" FEMALE	NV 14 GAS M ST	34.7	1.37	21	0.83	14.1	0.56	19	0.75	
6.3	1/4"	F BSPP	ISO 1179-1	BSPP 1/4" FEMALE	NV 14 GAS M	34.7	1.37	21	0.83	14.1	0.56	19	0.75	
10	3/8"	O/ SAE	ISO 11926-1	9/16"-18 UNF FEMALE ORB	NV 38-38SAE M	39	1.54	27	1.06	18.9	0.74	24	0.94	
10	3/8"	F NPTF	ANSI B1.20.3	NPTF 3/8" FEMALE	NV 38 NPT M	39	1.54	27	1.06	18.9	0.74	24	0.94	
10	3/8"	F BSPP	ISO 1179-1	BSPP 3/8" FEMALE	NV 38 GAS M V	39	1.54	27	1.06	18.9	0.74	24	0.94	
10	3/8"	F BSPP	ISO 1179-1	BSPP 3/8" FEMALE	NV 38 GAS M	39	1.54	55	2.17	19	0.75	24	0.94	
12.5	1/2"	O/ BSPP	BS 5380	BSPP 1/2 FEMALE ORB	NV0/12 GAS M	44	1.73	30	1.18	20.5	0.81	27	1.06	
12.5	1/2"	F METRIC	ISO 9974-1	M22x1.5 FEMALE	NV 2215 M	44	1.73	30	1.18	20.5	0.81	27	1.06	
12.5	1/2"	O/ SAE	ISO 11926-1	7/8"-14 UNF FEMALE ORB	NV 12-58SAE M	51	2.01	30	1.18	20.5	0.81	27	1.06	
12.5	1/2"	O/ SAE	ISO 11926-1	3/4"-16 UNF FEMALE ORB	NV 12-12SAE M	44	1.73	30	1.18	20.5	0.81	27	1.06	
12.5	1/2"	F BSPP	ISO 1179-1	BSPP 1/2" FEMALE	NV 12 GAS M V	44	1.73	30	1.18	20.5	0.81	27	1.06	
12.5	1/2"	F NPTF	ANSI B1.20.3	NPTF 1/2" FEMALE	NV 12 NPT M	44	1.73	30	1.18	20.5	0.81	27	1.06	
12.5	1/2"	F JPT	UNI EN 10226-2	RC 1/2 FEMALE (JPT)	NV 12 JPT M	44	1.73	30	1.18	20.5	0.81	27	1.06	
12.5	1/2"	F BSPP	ISO 1179-1	BSPP 1/2" FEMALE	NV 12 GAS M	44	1.73	30	1.18	20.5	0.81	27	1.06	
20	3/4"	F NPTF	ANSI B1.20.3	NPTF 3/4" FEMALE	NV 34 NPT M	55	2.17	38	1.5	27.9	1.1	34	1.34	
20	3/4"	F BSPP	ISO 1179-1	BSPP 3/4" FEMALE	NV 34 GAS M V	55	2.17	38	1.5	27.9	1.1	34	1.34	
20	3/4"	F BSPP	ISO 1179-1	BSPP 3/4" FEMALE	NV 34 GAS M	55	2.17	38	1.5	27.9	1.1	34	1.34	
25	1"	F NPTF	ANSI B1.20.3	NPTF 1" FEMALE	NV 1 NPT M V	66	2.6	45	1.77	31.3	1.23	41	1.61	
25	1"	F NPTF	ANSI B1.20.3	NPTF 1" FEMALE	NV 1 NPT M	66	2.6	45	1.77	31.3	1.23	41	1.61	
25	1"	F BSPP	ISO 1179-1	BSPP 1" FEMALE	NV 1 GAS M	39	1.54	27	1.06	18.9	0.74	41	1.61	
31.5	1-1/4"	F NPTF	ANSI B1.20.3	NPTF 1-1/4" FEMALE	NV114 NPT M	73	2.87	55.5	2.19	43.9	1.73	50	1.97	
31.5	1-1/4"	F BSPP	ISO 1179-1	BSPP 1-1/4" FEMALE	NV114 GAS M	59.5	2.34	33	1.3	44	1.73	24	0.94	
37.5	1-1/2"	F NPTF	ANSI B1.20.3	NPTF 1-1/2" FEMALE	NV112 NPT M	83	3.27	66	2.6	53.4	2.1	60	2.36	
37.5	1-1/2"	F BSPP	ISO 1179-1	BSPP 1-1/2" FEMALE	NV112 GAS M	83	3.27	66	2.6	53.4	2.1	60	2.36	
50	2"	F BSPP	ISO 1179-1	BSPP 2" FEMALE	NV 2 GAS M	100	3.94	86.9	3.42	82	3.23	75	2.95	

Part number ending in V have seals in FKM and consequently a Working Temperature of - 20°C + 200 °C.

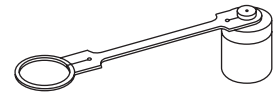
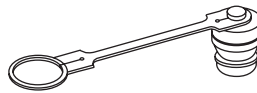
Part Numbers ending in 7 have Zn-Ni surface treatment for improved resistance against wear and corrosion.



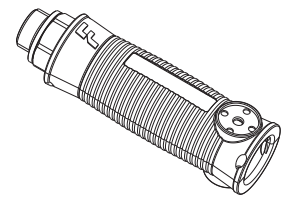
NV Accessories and Spares



PVC dust protections



Aluminium dust protections



Line Identification System



Seals Kits